

SCA SCOPE. More than a CASA.

A microscopic view of numerous sperm cells, showing their characteristic oval heads and long, wavy tails. The image is rendered in a monochromatic teal color. The text is centered over the image.

MICROPTIC HAS SPECIALISED IN
SEMEN ANALYSIS FOR OVER 20 YEARS

MICROPTIC S.L., based in Barcelona, is a world leading company in the field of semen analysis. The main goal of its business is to produce high quality products that are continuously improved, integrating the last innovative technology available.

MICROPTIC offers all the required components and disposables for sperm analysis as well as training courses and workshops.

The company has installed more than 1800 SCA® systems worldwide and collaborates with over 70 distributors and scientific researchers.

SCA SCOPE, ALL THE ADVANTAGES OF A CASA SYSTEM IN A SINGLE DEVICE WORKING WITH TOTAL AUTONOMY.

The SCA SCOPE is a lab equipment for semen assessment that comprises both software and hardware. Thus, analysis can be performed in an autonomous, automatic and rapid way.

This new all-in-one CASA will ease and improve your performance in the laboratory making your work both more efficient and comfortable.

Functionality, simplicity and aesthetics for your lab.



AUTONOMOUS: Human intervention is not required. The system automatically sets up the correct calibration, adjusts the adaptive optics, detects and focusses samples and likewise analyses are performed automatically. The internal quality control is automatic as well.

ARTIFICIAL INTELLIGENCE: It suggests the next analysis that you should perform on a sample and also tells you which analyses have not been performed yet.



MULTI-PATIENT: With the SCA SCOPE you can analyse several patients at the same time.

EASY TO USE: The device can be used by anyone with no prior knowledge of microscopy. Reports can be printed directly.

BIG DATA: All results are stored in a database with support for complex statistics, custom queries and integration with a LIS.



Efficient

Traceable

Smart

Simple

IQC / EQC

Reliable

Confident

Rapid

Accurate

Autonomous



AUTOMATIC RESULTS

More than 100 parameters

Concentration
Motility
Morphology
Vitality
DNA fragmentation
Volume
pH
Agglutinations/aggregations
Round cells
Peroxidase-positive leukocytes
Functional tests (mucus penetration, hyperactivation).

mot











mrf

vit

dna

leu

TIME COMPARISON

MOTILITY & CONCENTRATION	MORPHOLOGY	VITALITY	DNA FRAGMENTATION	LEUKOCYTES
Manual analysis (done by a technician): 900"	Manual analysis (done by a technician): 1200"	Manual analysis (done by a technician): 600"	Manual analysis (done by a technician): 600"	Manual analysis (done by a technician): 600"
SCA SCOPE analysis (done by the equipment*): 30" - 60"	SCA SCOPE analysis (done by the equipment*): 180" - 600"	SCA SCOPE analysis (done by the equipment*): 60"	SCA SCOPE analysis (done by the equipment*): 60"	SCA SCOPE analysis (done by the equipment*): 300"
 	 	 	 	 

(*) No interaction with the system needed during the analysis.

LabIVF®
Touching Lives
WORLDWIDE



CE

IVD

CFDA



DISTRIBUTOR:

MICROPTIC
AUTOMATIC DIAGNOSTIC SYSTEMS

Av. Josep Tarradellas, 8, 1º 6ª
08029 · Barcelona (Spain)
T. +34 93 419 29 10 · F. +34 93 419 94 26
micropticsl@micropticsl.com



ISO 9001
ISO 13485

SCASCOPE-EN-1806

www.scascope.com